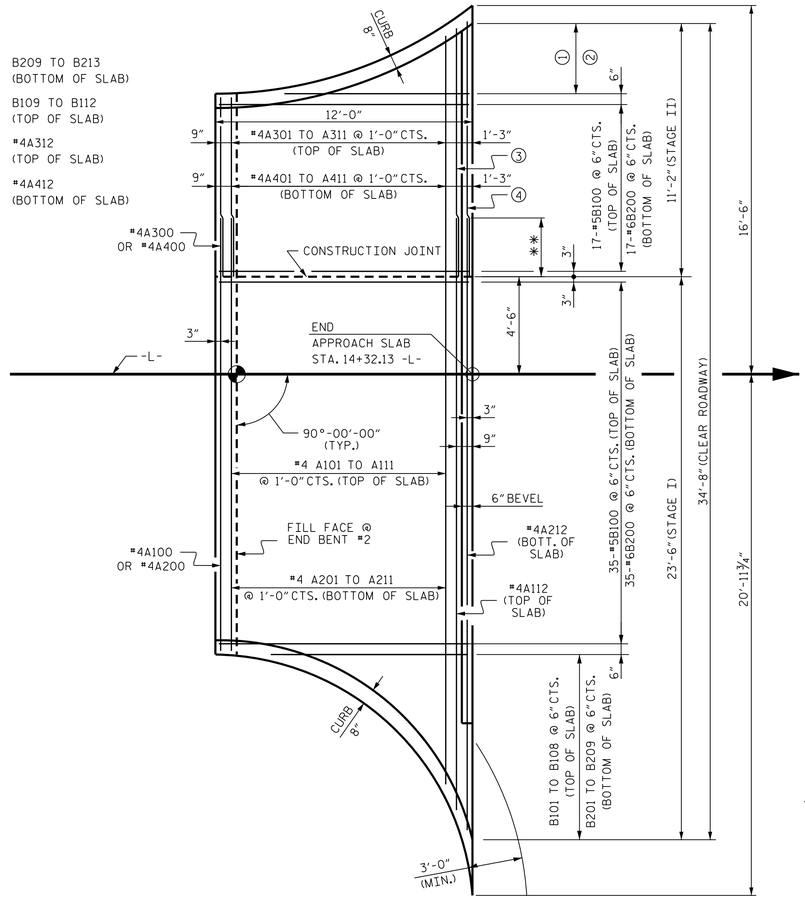

PLAN @ END BENT #2

** SEE "SPLICE LENGTH" TABLE, #4-"A" BARS (TYP.)

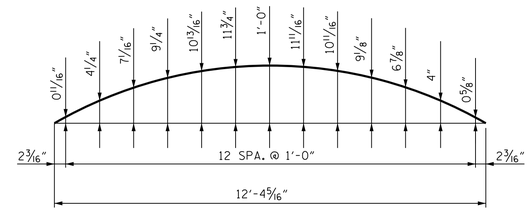

ARC OFFSETS ALONG LEFT SIDE OF APPROACH SLAB

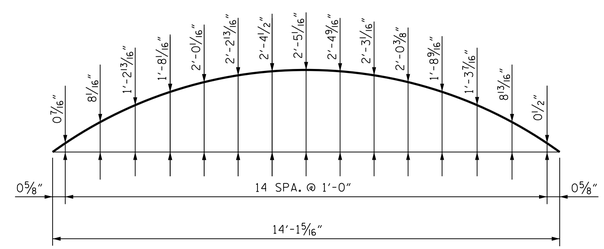

ARC OFFSETS ALONG RIGHT SIDE OF APPROACH SLAB

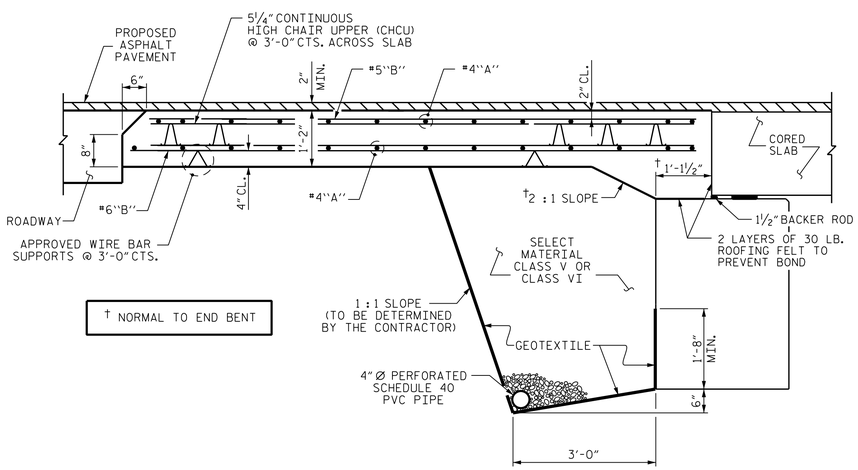

SECTION THRU SLAB

TYPE II - MODIFIED APPROACH FILL)

SPLICE LENGTHS		
BAR SIZE	EPOXY COATED	UNCOATED
#4	2'-0"	1'-9"
#5	2'-6"	2'-2"
#6	3'-10"	2'-7"

BILL OF MATERIAL
APPROACH SLAB AT EB No. 2

STAGE I						STAGE II					
BAR	NO.	SIZE	TYPE	LENGTH	WEIGHT	BAR	NO.	SIZE	TYPE	LENGTH	WEIGHT
* A100	1	#4	STR	19'-5"	13	* A300	1	#4	STR	8'-5"	6
* A101	1	#4	STR	19'-5"	13	* A301	1	#4	STR	8'-5"	6
* A102	1	#4	STR	19'-5"	13	* A302	1	#4	STR	8'-5"	6
* A103	1	#4	STR	19'-6"	13	* A303	1	#4	STR	8'-6"	6
* A104	1	#4	STR	19'-8"	13	* A304	1	#4	STR	8'-7"	6
* A105	1	#4	STR	19'-11"	13	* A305	1	#4	STR	8'-9"	6
* A106	1	#4	STR	20'-4"	14	* A306	1	#4	STR	9'-0"	6
* A107	1	#4	STR	20'-10"	14	* A307	1	#4	STR	9'-3"	6
* A108	1	#4	STR	21'-5"	14	* A308	1	#4	STR	9'-7"	6
* A109	1	#4	STR	22'-3"	15	* A309	1	#4	STR	10'-0"	7
* A110	1	#4	STR	23'-2"	15	* A310	1	#4	STR	10'-6"	7
* A111	1	#4	STR	24'-6"	16	* A311	1	#4	STR	11'-1"	7
* A112	1	#4	STR	25'-3"	17	* A312	1	#4	STR	11'-4"	8
A200	1	#4	STR	19'-2"	13	A400	1	#4	STR	8'-5"	6
A201	1	#4	STR	19'-2"	13	A401	1	#4	STR	8'-5"	6
A202	1	#4	STR	19'-2"	13	A402	1	#4	STR	8'-5"	6
A203	1	#4	STR	19'-3"	13	A403	1	#4	STR	8'-6"	6
A204	1	#4	STR	19'-5"	13	A404	1	#4	STR	8'-7"	6
A205	1	#4	STR	19'-8"	13	A405	1	#4	STR	8'-9"	6
A206	1	#4	STR	20'-1"	13	A406	1	#4	STR	9'-0"	6
A207	1	#4	STR	20'-7"	14	A407	1	#4	STR	9'-3"	6
A208	1	#4	STR	21'-2"	14	A408	1	#4	STR	9'-7"	6
A209	1	#4	STR	22'-0"	15	A409	1	#4	STR	10'-0"	7
A210	1	#4	STR	22'-11"	15	A410	1	#4	STR	10'-6"	7
A211	1	#4	STR	24'-3"	16	A411	1	#4	STR	11'-1"	7
A212	1	#4	STR	26'-1"	17	A412	1	#4	STR	11'-8"	8
* B100	35	#5	STR	11'-2"	408	* B100	17	#5	STR	11'-2"	198
* B101	1	#5	STR	7'-5"	8	* B109	1	#5	STR	6'-9"	7
* B102	1	#5	STR	5'-10"	6	* B110	1	#5	STR	4'-8"	5
* B103	1	#5	STR	4'-9"	5	* B111	1	#5	STR	3'-3"	3
* B104	1	#5	STR	3'-10"	4	* B112	1	#5	STR	2'-1"	2
* B105	1	#5	STR	3'-2"	3						
* B106	1	#5	STR	2'-7"	3	B200	17	#6	STR	11'-8"	298
* B107	1	#5	STR	2'-0"	2	B209	1	#6	STR	7'-3"	11
* B108	1	#5	STR	1'-6"	2	B210	1	#6	STR	5'-2"	8
						B211	1	#6	STR	3'-9"	6
B200	35	#6	STR	11'-8"	613	B212	1	#6	STR	2'-7"	4
B201	1	#6	STR	7'-11"	12	B213	1	#6	STR	1'-7"	2
B202	1	#6	STR	6'-4"	10						
B203	1	#6	STR	5'-3"	8	REINFORCING STEEL				LBS.	412
B204	1	#6	STR	4'-4"	7	* EPOXY COATED REINFORCING STEEL				LBS.	298
B205	1	#6	STR	3'-8"	6						
B206	1	#6	STR	3'-1"	5	CLASS AA CONCRETE				C.Y.	5.4
B207	1	#6	STR	2'-6"	4						
B208	1	#6	STR	2'-0"	3						
B209	1	#6	STR	1'-8"	3						
REINFORCING STEEL				LBS.	853						
* EPOXY COATED REINFORCING STEEL				LBS.	624						
CLASS AA CONCRETE				C.Y.	10.7						

PROJECT NO. 17BP.11.R.126
ASHE COUNTY
STATION: 13+70.06 -L-

SHEET 2 OF 2

STATE OF NORTH CAROLINA
DEPARTMENT OF TRANSPORTATION
RALEIGH
APPROACH SLAB AT EB No. 2
BOTH STAGE I AND STAGE II
FOR PRESTRESSED CONCRETE
(SUB-REGIONAL TIER)
90° SKEW

BRIDGE NO. 040062

NORTH CAROLINA PROFESSIONAL SEAL 10966 ENGINEER RICKY V. KEITH
Ricky V. Keith
DocuSigned by: 4/6/2021 F7D77D4E
4/6/2021

RK&K
P: (919) 878-9560
8601 Six Forks Road, Forum 1 Suite 700
Raleigh, North Carolina 27615 | NC License No. F-0112
Engineers | Construction Managers | Planners | Scientists
www.rkk.com
Responsive People | Creative Solutions

DOCUMENT NOT CONSIDERED FINAL UNLESS ALL SIGNATURES COMPLETED

REVISIONS						SHEET NO.
NO.	BY:	DATE:	NO.	BY:	DATE:	S-33
1			3			TOTAL SHEETS
2			4			34

DRAWN BY : B. H. GONFA DATE : APR 2021
CHECKED BY : O. J. PAITEL DATE : APR 2021
DESIGN ENGINEER OF RECORD : R. V. KEITH DATE : APR 2021

bgonfa
4/5/2021
R:\Structures\DGN\Final\17BP.11.R.126_SMU_AS2_040062.dgn